

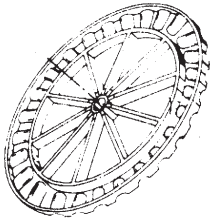


**WHITE**

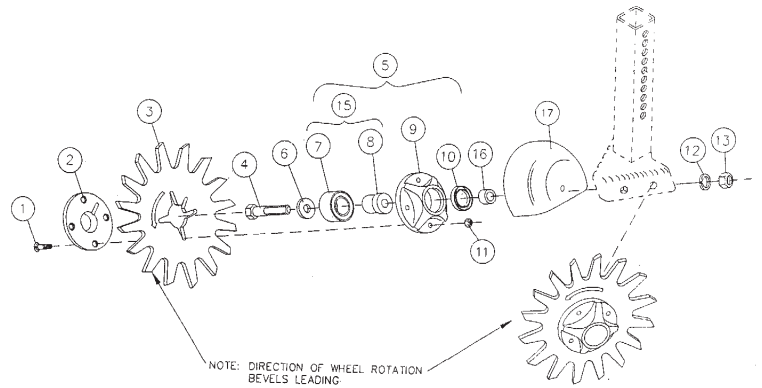
# White Planter Parts

All Prices are subject to change without notification!

# Cells	Useage	Part #
<b>SEED PLATES</b>		
30	Field Corn - Medium Sunflower - Large	852435
30	Field Corn - Large	852434
30	Field Corn - Small	852436
30	Field Corn - Small Sugar Beets - Small Pell Sunflower - Small to Med. Popcorn	852437
60	Soybeans (2 seeds/cell) Navy Beans	852432
60	Soybean (1 seed/cell)	852433
50	Large Edible Bean Pinto Cranberry Red Kidney Baby Lima	852441
30	Sorghum, Milo Maize Sugar Beets - All sizes Segmented No. 4 or 5 Preferred	852439
120	Sorghum Milo	852440
60	Cotton (Remove Tickler Brush) Sugar Beets - Large Pell.	852438
60	Sugar Beets - Milo	854047

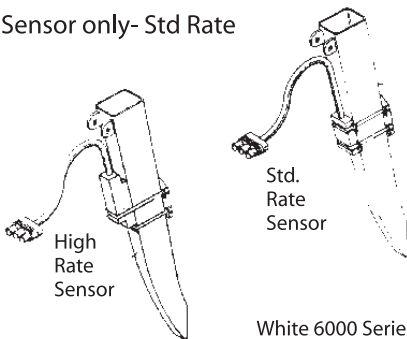


Description	Part #
<b>YETTER RESIDUE MANAGER ASSEMBLY</b>	
2 Hub Cap Casting, 4 bolt, black	YM2965-352
3 Spoked Wheel, 13", 4 bolt	YM2967-404
4 5/8 - 11 x 4" 'D' bolt	YM2570-742
5 Hub & bearing assembly, 4 bolt includes No. 9, 10, 14 & 15	YM2965-128
6 1-1/2 O.D. x 21/32 I.D. x 3/16 Thk. Mach. Bush.	YM2527-530
7 Bearing, 2 row	YM2570-594
8 Bearing Insert. Trashmaster	YM2570-715
9 Hub Casting, Machined, 4 bolt	YM2965-351
10 Seal	YM2550-052
15 Bearing & insert assembly includes No. 7 & 8	YM2965-127
16 Spacer, ZP.	YM2967-302
17 Bearing shield	YM2967-336



## SEED TUBE & SENSORS

Seed tube w/sensor Std Rate	W248509B
Seed tube w/osensor Std Rate	W248002B
Seed tube w/sensor High Rate	853621
Seed tube w/o sensor High Rate	853775
Sensor only- Std Rate	79016648



White 6000 Series Planters

CALL  
800-281-2164  
FOR CURRENT  
PRICING  
ON THESE  
PARTS

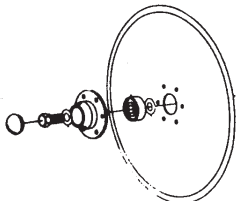
1-800-281-2164 or order online 24hrs a day at <http://www.schmidtinc.com>  
email us at [inquire@schmidtinc.com](mailto:inquire@schmidtinc.com)





**WHITE**


# White Planter Parts

All Prices are subject to change without notification!

Item #	Description	Price	Part #
<b>DISC OPENER</b>			
5100-13	1 1/2"		852628
6100-15	3 MM		852063
8000-15	4 MM		700155037
Great Plains Planter			404-1215
	Disc with bigger 205 bearing 4MM Lasts longer in No-Till conditions on 60000 & 8000 series planters		
			

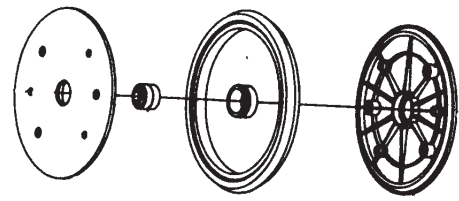
<b>CUT OFF BRUSH</b>			
Air Cut - off Brush			85363
5100 & 6100 series			
8000 series		CALL 800-281-2164 FOR CURRENT PRICING ON THESE PARTS	N858771
			

<b>DISC SCRAPER</b>			
Disc Scraper		CALL 800-281-2164 FOR CURRENT PRICING ON THESE PARTS	W248434BS
			

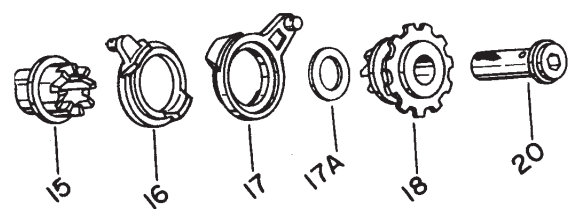
<b>TICKLER BRUSH</b>			
Tickler Brush			W247713B
			

<b>HYDRAULIC OIL FILTER</b>			
Hydr. Filter			W247851BS

Item #	Description	Price	Part #
<b>PRESS WHEEL ASSY</b>			
Later Style	6100		854262
<b>BEARING for PRESS WHEELS</b>			
Early	6100		N852509
Later	6100		854003
Rim Half for Later	6100		854148



<b>DRIVE CLUTCH PARTS</b>			
15	Drive Hub	CALL 800-281-2164 FOR CURRENT PRICING ON THESE PARTS	851009
16	Stationary Clutch		WS988
17	Throwout Arm		WS1026
17A	Washer		WM6256
18	Drive Clutch		853561
20	Clutch Sleeve		851238



<b>HEX SHAFT BEARING</b>			
Hex Shaft Bearing			W247647B
			